

# UNICEF Humanitarian Action for Children 2018

*Overview*



**Iraq, 2017**

Students at Al-Ansar school in Baghdad with educational supplies provided as part of UNICEF's Back to School campaign. Students also received math, science and recreation kits.

© UNICEF/UN062216/SOKHIN

# FOREWORD

## Humanitarian Action for Children 2018

This past year has been devastating for children.

Today, one in every four children in the world is living in a country affected by conflict or disaster. Nearly 50 million children have been uprooted from their homes due to violence, poverty or natural disasters.

These facts expose an alarming reality: that the impact of humanitarian crisis on children has reached catastrophic proportions.

In so many places, violent conflict is driving humanitarian need to critical levels. In 2017, conflicts that have endured for years—such as in the Democratic Republic of the Congo, Iraq, Nigeria, South Sudan, the Syrian Arab Republic and Yemen, among other countries—continued to deepen in complexity and impact.

For the children affected by these conflicts, daily life is a nightmare. This past year, these children not only faced the constant threat of violence; many were also uprooted from their homes, went hungry, and fell ill with life-threatening diseases as health, water and sanitation services and infrastructure collapsed around them.

In Bangladesh, for example, renewed violence in Myanmar led to a massive influx of Rohingya, many of whom were children, in August 2017. The sheer magnitude of the refugee population

left temporary settlements overstretched, with poor hygiene and sanitation conditions giving rise to outbreaks of water-borne diseases.

The year also saw an unprecedented number of cholera outbreaks, particularly in conflict-affected countries such as the Democratic Republic of the Congo, Iraq, north-east Nigeria, Somalia, South Sudan and Yemen. In many cases, violent clashes and the collapse of public services led to the breakdown of water and sanitation systems, which fuelled the spread of cholera through affected communities and generated an emergency within an emergency.

What drives our work at UNICEF is the knowledge that behind every one of these emergencies... behind every inconceivable statistic... and behind every harrowing story of violence, displacement and hunger... is a child. A child who should be in school but isn't because their school has been damaged or destroyed. A child who is alone and afraid because they have become separated from their loved ones. A child who is dying of cholera—a completely preventable disease.

And whether that child is a migrant, a refugee or internally displaced—a child is a child—and every child should be protected; should be able to stay with their family; and should have the chance to go to school. No matter what.

**Ethiopia 2017**

In August, Temesgen, 5 months, smiles during a breastfeeding celebration event at Debri health centre in Tigray Region.

© UNICEF ETHIOPIA/2017/MULUGETA AVENE



At UNICEF, we have made it a fundamental aspect of our work to confront the complex and unique needs of each and every child whose life has been upended by a humanitarian crisis. *Humanitarian Action for Children 2018* underscores this effort. It describes the results we achieved with partners on the ground in 2017; the strategies that we will use to tackle the challenges of 2018; and the donor support so essential to our ability to respond.

You'll read about UNICEF's responses in countries such as Nigeria, Somalia, South Sudan and Yemen, where the combined impacts of conflict, displacement, drought, water scarcity and fragile infrastructure raised the risk of famine in 2017 and put nearly 1.4 million children at imminent risk of starvation. In each of these countries, UNICEF and partners were on the ground delivering aid even before the full-scale threat of famine developed.

For example, in Somalia, donors stepped forward early, enabling a massive scale up in services and sustained assistance. As of November 2017, UNICEF and partners were able to treat over 220,000 severely malnourished children and reach nearly 1.8 million people affected by drought with temporary access to safe water and control further outbreaks of cholera and other water-borne diseases.

And even where the needs are most urgent, UNICEF looks to implement humanitarian interventions that advance development and have long-term impacts. In West Mosul, Iraq, UNICEF

invested in repairing and rebuilding damaged water infrastructure and in so doing was able to both meet immediate water needs and help establish a more sustainable system that will serve local communities for years to come.

The results highlighted above and the achievements described throughout this appeal were made possible by the incredible support of our donors. As we continue to respond to more complex humanitarian situations, many of which are characterized by challenging operating environments and diminished humanitarian access, your support is what makes the difference, and your flexible resources are what allow us to respond quickly in a crisis and allocate resources to where they are needed most. It is thanks to your generosity that we are able to help every child affected by crisis return to school, reunite with their families, avoid preventable diseases and get the nutrients and clean water they need to survive childhood and grow into healthy adults.

We know that by continuing to work together, we can give every child we reach a better chance – not just at surviving today, but at prospering well into the future.

Omar Abdi  
UNICEF Deputy Executive Director

# FUNDING REQUIRED IN 2018

## Humanitarian Action for Children 2018

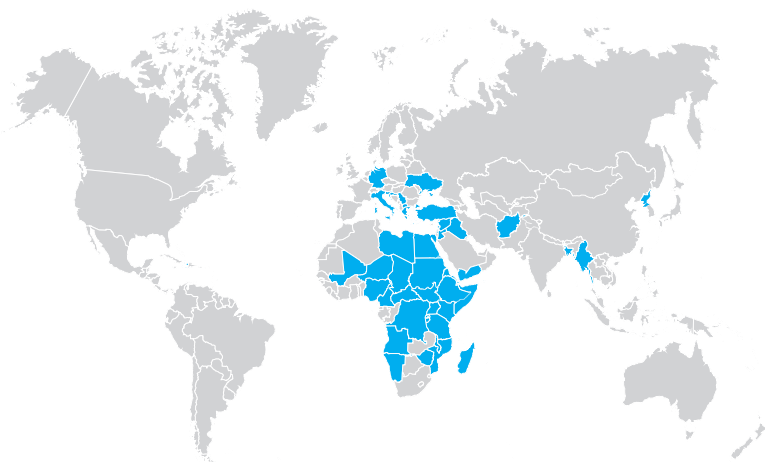
<b>East Asia and the Pacific Region</b>	<b>US\$</b>
Regional Office	<b>6,312,000</b>
Democratic People's Republic of Korea	<b>16,500,000</b>
Myanmar	<b>31,780,000</b>
<b>Total</b>	<b>54,592,000</b>

<b>Eastern and Southern Africa Region</b>	<b>US\$</b>
Regional Office	<b>20,844,000</b>
Angola	<b>14,660,000</b>
Burundi	<b>26,000,000</b>
Eritrea	<b>14,000,000</b>
Ethiopia	<b>111,810,939</b>
Kenya	<b>34,235,000</b>
Madagascar	<b>23,750,000</b>
Somalia	<b>154,932,574</b>
South Sudan	<b>183,309,871</b>
Uganda	<b>66,119,117</b>
<b>Total</b>	<b>649,661,501</b>

<b>Europe and Central Asia Region</b>	<b>US\$</b>
Regional Office	<b>3,110,400</b>
Refugee and migrant crisis in Europe	<b>33,144,000</b>
Ukraine	<b>23,599,000</b>
<b>Total</b>	<b>59,853,400</b>

<b>Latin America and the Caribbean Region</b>	<b>US\$</b>
Regional Office	<b>10,565,000</b>
Haiti	<b>30,000,000</b>
<b>Total</b>	<b>40,565,000</b>

<b>Middle East and North Africa Region</b>	<b>US\$</b>
Regional Office	<b>2,000,000</b>
Djibouti	<b>1,461,300</b>
Iraq	<b>101,151,160</b>
Libya	<b>20,161,000</b>
State of Palestine	<b>25,805,400</b>
Sudan	<b>96,544,326</b>
Syrian Arab Republic	<b>335,341,920</b>
Syrian refugees and other affected populations in Egypt, Iraq, Jordan, Lebanon and Turkey	<b>951,797,002</b>
Yemen	<b>337,422,650</b>
<b>Total</b>	<b>1,871,684,758</b>



*This map is stylized and not to scale. It does not reflect a position by UNICEF on the legal status of any country or area or the delimitation of any frontiers. The dotted line represents approximately the Line of Control agreed upon by India and Pakistan. The final status of Jammu and Kashmir has not yet been agreed upon by the Parties. The final boundary between the Sudan and South Sudan has not yet been determined.*

<b>South Asia Region</b>	<b>US\$</b>
Regional Office	<b>25,868,190</b>
Afghanistan	<b>32,800,000</b>
Bangladesh	<b>144,600,000</b>
<b>Total</b>	<b>203,268,190</b>


<b>West and Central Africa Region</b>	<b>US\$</b>
Regional Office	<b>13,250,000</b>
Burkina Faso	<b>31,057,000</b>
Cameroon	<b>25,461,000</b>
Central African Republic	<b>56,500,000</b>
Chad	<b>54,191,505</b>
Democratic Republic of the Congo	<b>268,121,004</b>
Mali	<b>36,775,000</b>
Mauritania	<b>19,131,000</b>
Niger	<b>42,721,051</b>
Nigeria	<b>149,000,000</b>
Republic of Congo	<b>7,744,000</b>
<b>Total</b>	<b>703,951,560</b>

Global support	<b>54,815,841</b>
<b>Grand total</b>	<b>3,638,392,250</b>

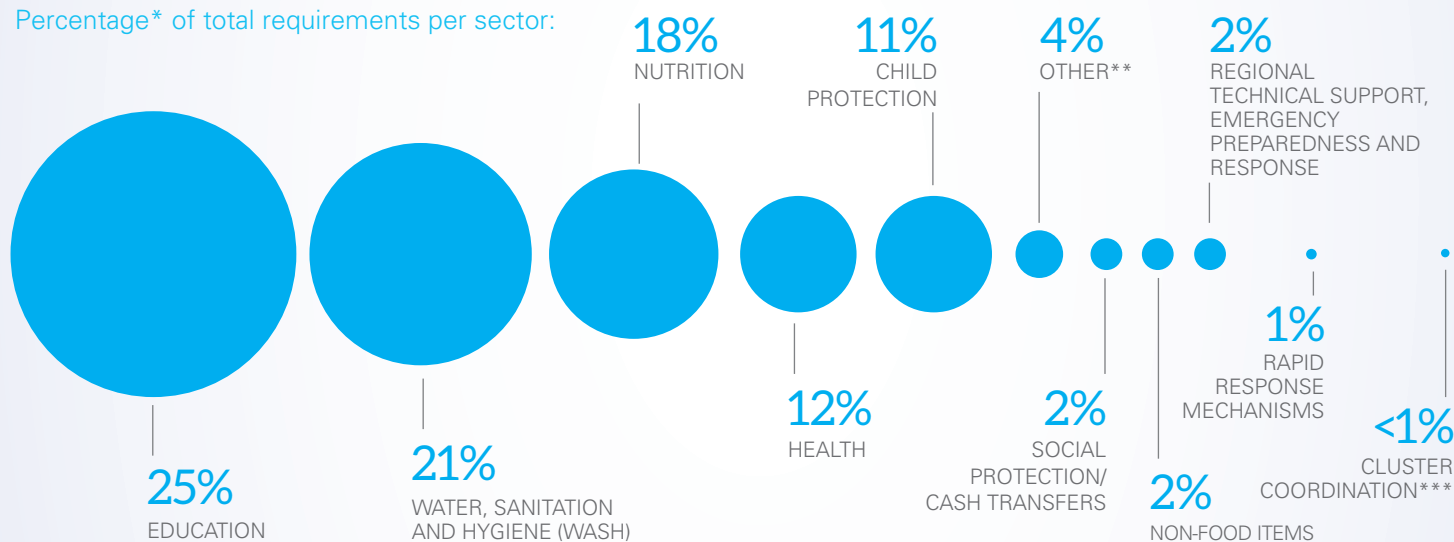
# PLANNED RESULTS IN 2018

## Humanitarian Action for Children 2018

The information below summarizes the global requirements for UNICEF humanitarian programmes, the total number of people and children to be reached, and the planned results in *Humanitarian Action for Children 2018*.



Percentage\* of total requirements per sector:




\* Percentages do not total 100 because of rounding. The HIV and AIDS funding requirement is 0.1 per cent of the total requirement and because of rounding does not feature in this overview.

\*\* Includes costs from the refugee and migrant crisis in Europe; early recovery and livelihoods in the Syrian Arab Republic; youth/adolescents and Palestinians in the response to Syrian refugees; and Communication for Development activities for key life-saving behaviours and practices in Bangladesh, Burundi, Madagascar and Yemen.

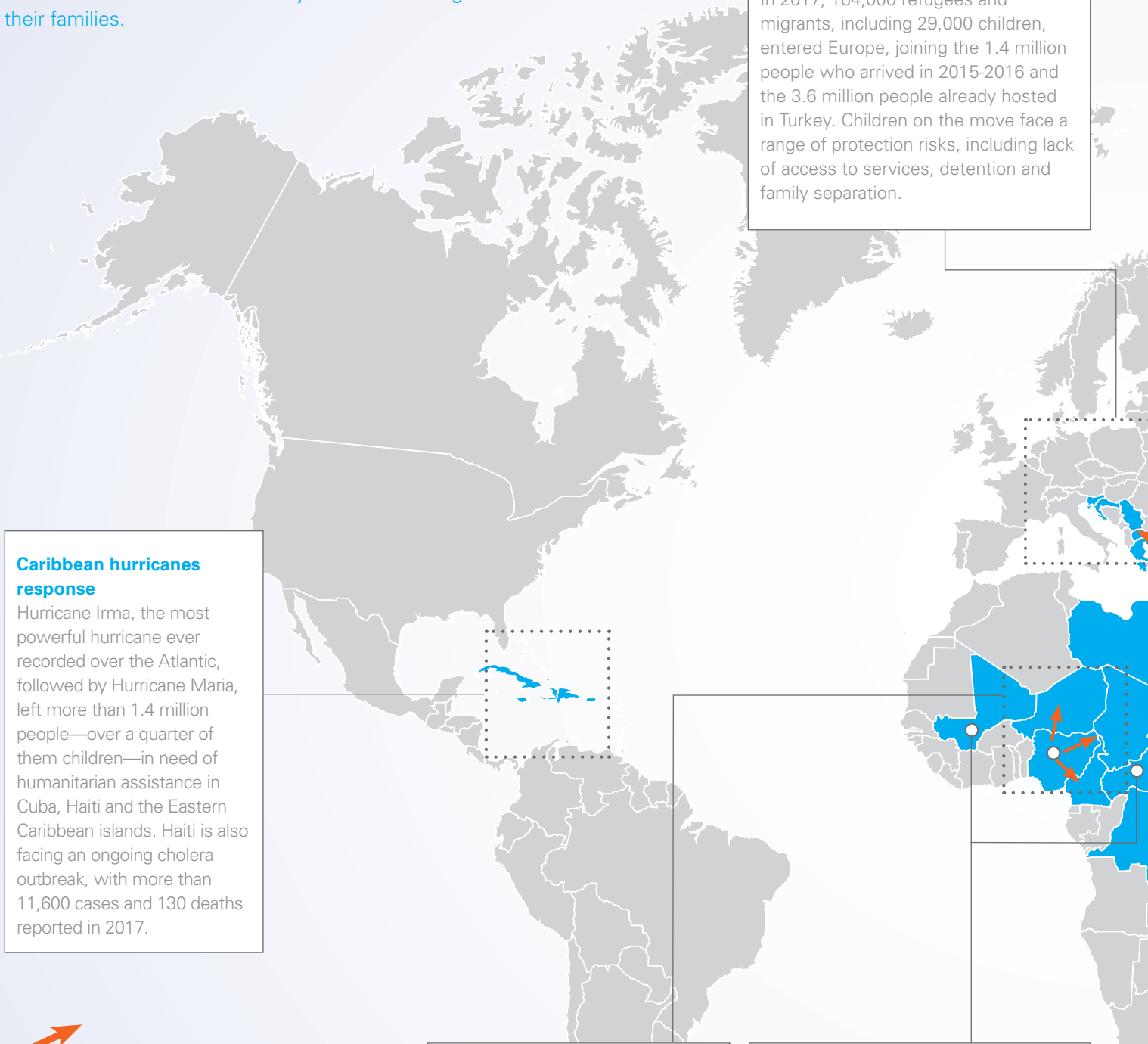
\*\*\* Cluster coordination costs are above 0.5 per cent and cover only those where separated in budgets. In many appeals, coordination costs are included in sectoral budgets.

UNICEF and partners will work toward the following results in 2018:



# CHILDREN IN CRISIS

The map below highlights the global humanitarian situation at the end of 2017 and some of the major crises affecting children and their families.



## Refugee and migrant crisis in Europe

In 2017, 164,000 refugees and migrants, including 29,000 children, entered Europe, joining the 1.4 million people who arrived in 2015-2016 and the 3.6 million people already hosted in Turkey. Children on the move face a range of protection risks, including lack of access to services, detention and family separation.

## Caribbean hurricanes response

Hurricane Irma, the most powerful hurricane ever recorded over the Atlantic, followed by Hurricane Maria, left more than 1.4 million people—over a quarter of them children—in need of humanitarian assistance in Cuba, Haiti and the Eastern Caribbean islands. Haiti is also facing an ongoing cholera outbreak, with more than 11,600 cases and 130 deaths reported in 2017.

## Nigeria and the Lake Chad basin

More than 17 million people in Cameroon, Chad, the Niger and Nigeria are affected by the ongoing conflict across the Lake Chad basin region. In north-east Nigeria, where violence and conflict-related displacement have increased dramatically, an estimated 400,000 children are suffering from SAM.

## Chronic under-funded emergencies

Chronic, under-funded emergencies continue to take a significant toll on children. In the Central African Republic, 1.3 million children are affected by the complex humanitarian and protection crisis, which has been ongoing since 2012. Six years into the armed conflict in Mali, 165,000 children are at risk of SAM.



Arrows represent the movement of people to neighbouring countries due to conflict.

*This map is stylized and not to scale. It does not reflect a position by UNICEF on the legal status of any country or area or the delimitation of any frontiers. The dotted line represents approximately the Line of Control agreed upon by India and Pakistan. The final status of Jammu and Kashmir has not yet been agreed upon by the Parties. The final boundary between the Sudan and South Sudan has not yet been determined.*

### Syrian Arab Republic and the sub-region

Seven years into the conflict in the Syrian Arab Republic, more than 6 million people are internally displaced and more than 5 million Syrians, including 2.5 million children, are living as refugees in Turkey, Lebanon, Jordan, Iraq and Egypt.

### Iraq

In Iraq, nearly 9 million people, including more than 4 million children, require humanitarian assistance, and 5 million people are in critical need of access to safe water. Of the 3 million people who remain internally displaced, nearly half are children.

### Rohingya crisis

In the second half of 2017, escalating violence in Rakhine State, Myanmar, led more than 655,000 Rohingya refugees to cross the border into Bangladesh. An estimated 58 per cent of the new arrivals are children. The new influx brings the total number of Rohingya and affected local communities in Bangladesh in need of humanitarian assistance to 1.2 million.

### Yemen

In one of the world's most complex humanitarian crises, almost the entire population of Yemen—22 million people—including more than 11 million children, require humanitarian assistance. Recent outbreaks of acute watery diarrhoea and cholera have been exacerbated by the collapse of public systems, and some 16 million people lack access to safe water.

### Democratic Republic of the Congo

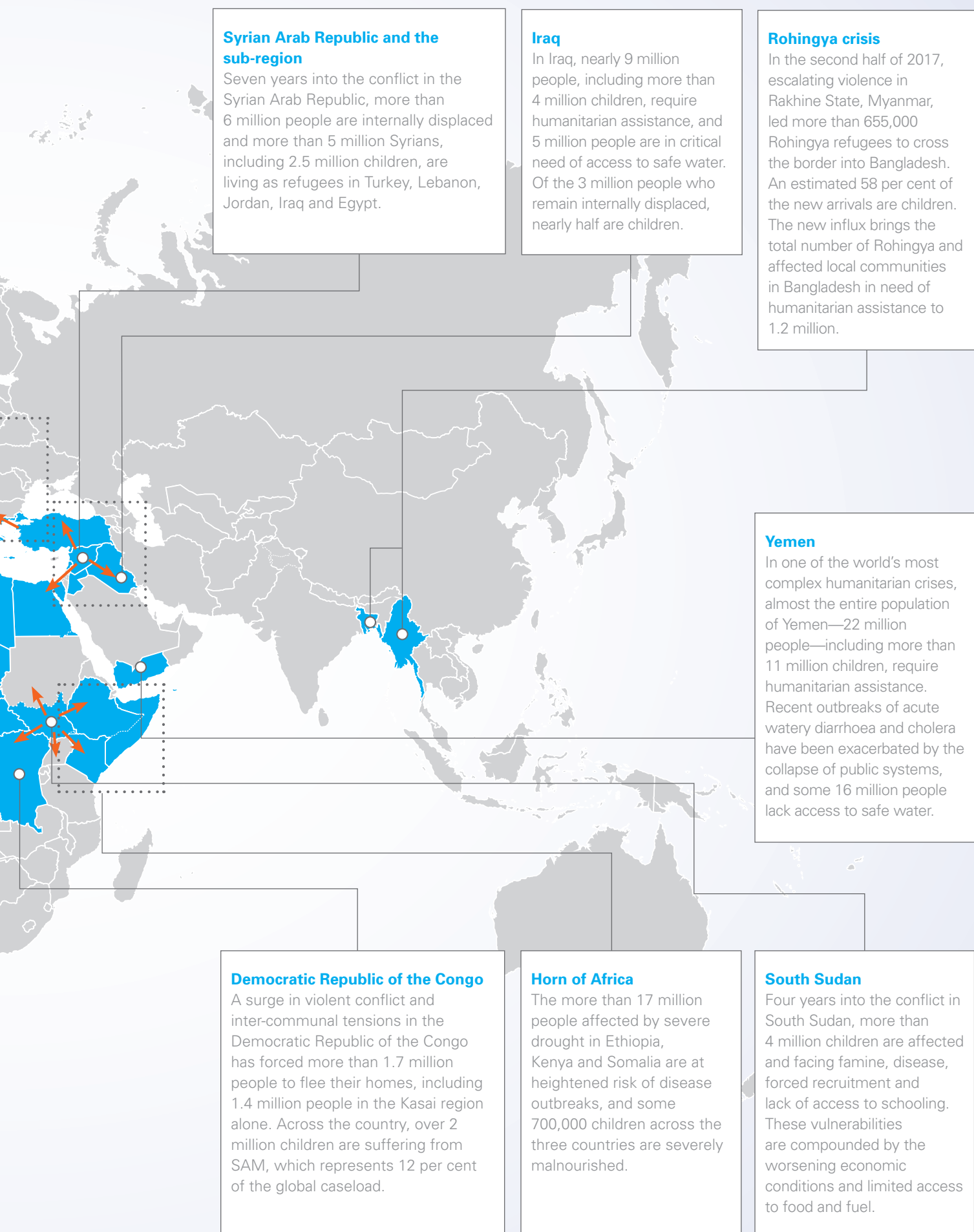
A surge in violent conflict and inter-communal tensions in the Democratic Republic of the Congo has forced more than 1.7 million people to flee their homes, including 1.4 million people in the Kasai region alone. Across the country, over 2 million children are suffering from SAM, which represents 12 per cent of the global caseload.

### Horn of Africa

The more than 17 million people affected by severe drought in Ethiopia, Kenya and Somalia are at heightened risk of disease outbreaks, and some 700,000 children across the three countries are severely malnourished.

### South Sudan

Four years into the conflict in South Sudan, more than 4 million children are affected and facing famine, disease, forced recruitment and lack of access to schooling. These vulnerabilities are compounded by the worsening economic conditions and limited access to food and fuel.



**Yemen, 2017**

In February, a child who is being treated for SAM, has her mid-upper arm circumference measured by a medical practitioner in Bani Al Harith, Sana'a.



# RESULTS ACHIEVED IN 2017

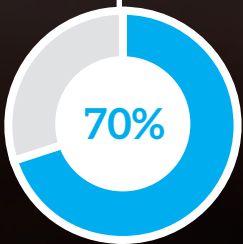
## Humanitarian Action for Children 2018

The chart below captures some of the key results achieved against targets for children by UNICEF and partners through the first 10 months of 2017. In some contexts, achievements were constrained by limited resources, including across sectors; inadequate humanitarian access; insecurity; and challenging operating environments. See country funding levels on page 11. Further reporting on 2017, including country-specific indicators, is available on the respective country web pages on <www.unicef.org/appeals>.

### NUTRITION



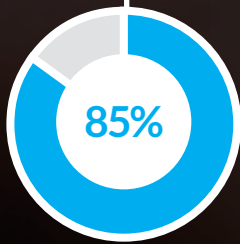
**2.5**  
**MILLION**  
children treated  
for severe acute  
malnutrition



### HEALTH



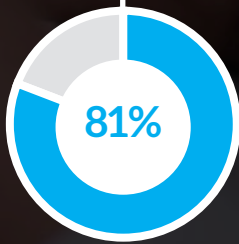
**13.6**  
**MILLION**  
children  
vaccinated  
against measles



### WASH



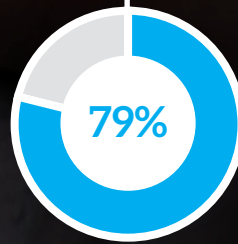
**29.9**  
**MILLION**  
people provided  
access to safe  
water for drinking,  
cooking and  
personal hygiene



### CHILD PROTECTION



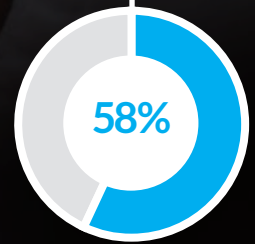
**2.8**  
**MILLION**  
children  
accessed  
psychosocial  
support



### EDUCATION



**5.5**  
**MILLION**  
children  
accessed formal  
or non-formal  
basic education



# HUMANITARIAN FUNDING IN 2017<sup>1</sup>

An extraordinary combination of crises continued to test the ability of UNICEF and its partners to respond to growing needs. While the funding received in 2017 was consistent with the previous year, given the extraordinary number of affected children, resources fell short.

In January, UNICEF appealed for US\$3.36 billion to help 81 million people, including 48 million children, in 48 countries. By the end of 2017, the appeal rose to US\$3.79 billion to assist 136 million people, including 60 million children. The increases were mainly due to new refugee and internal displacement crises in Bangladesh and the Kasai Region of the Democratic Republic of the Congo; famines/risk of famine in north-east Nigeria, Somalia and South Sudan; famine and cholera outbreaks in Yemen; devastating hurricanes in the Caribbean; and floods in Nepal. Nearly two thirds of the total appeal funded seven Level 3 emergency responses.<sup>2</sup> As of 10 December 2017, the Humanitarian Action for Children appeal was 65 per cent funded.

The 2017 results were achieved thanks to the generous contributions of donors. Funding for the 2017 appeal reached US\$2.48 billion, of

which US\$1.72 billion<sup>3</sup> represented commitments made in 2017 and US\$755 million from previous years. Thematic humanitarian funding reached US\$144.1 million, or 9 per cent of overall commitments (nearly US\$25 million more than in 2016), while global thematic funding – one of UNICEF’s most flexible resources – stood at 2 per cent, a 0.5 per cent increase from 2016.

Despite this generosity, funding was insufficient to meet the needs. More than half of total available funds went to the responses in South Sudan, the Syrian Arab Republic, Syrian refugees in neighbouring countries and Yemen, while only 2 per cent covered nine emergencies: Angola, Burundian refugees, the Caribbean hurricanes, the Democratic People’s Republic of Korea, Djibouti, Eritrea, Libya, Mali and Nepal. Needs often went unmet for large-scale, protracted crises such as in the Democratic Republic of the Congo, with 32 per cent of funding secured. For 2018, UNICEF will continue to appeal for more flexible, timely and longer-term funding to save and protect the lives of the most vulnerable children and their families.

<sup>1</sup> Figures presented in this narrative are provisional as of 10 December 2017, and are subject to change.

<sup>2</sup> Level 3 emergencies in 2017: the Rohingya refugee response in Bangladesh, the Democratic Republic of the Congo, Iraq, north-east Nigeria, South Sudan, the Syrian Arab Republic and neighboring countries and Yemen.

<sup>3</sup> The public sector provided most of UNICEF’s humanitarian resources, amounting to US\$1.57 billion, with US\$155.8 million coming from the private sector.

Figure 1. Top 10 sources of humanitarian funds, 2017 (US\$ millions)\*

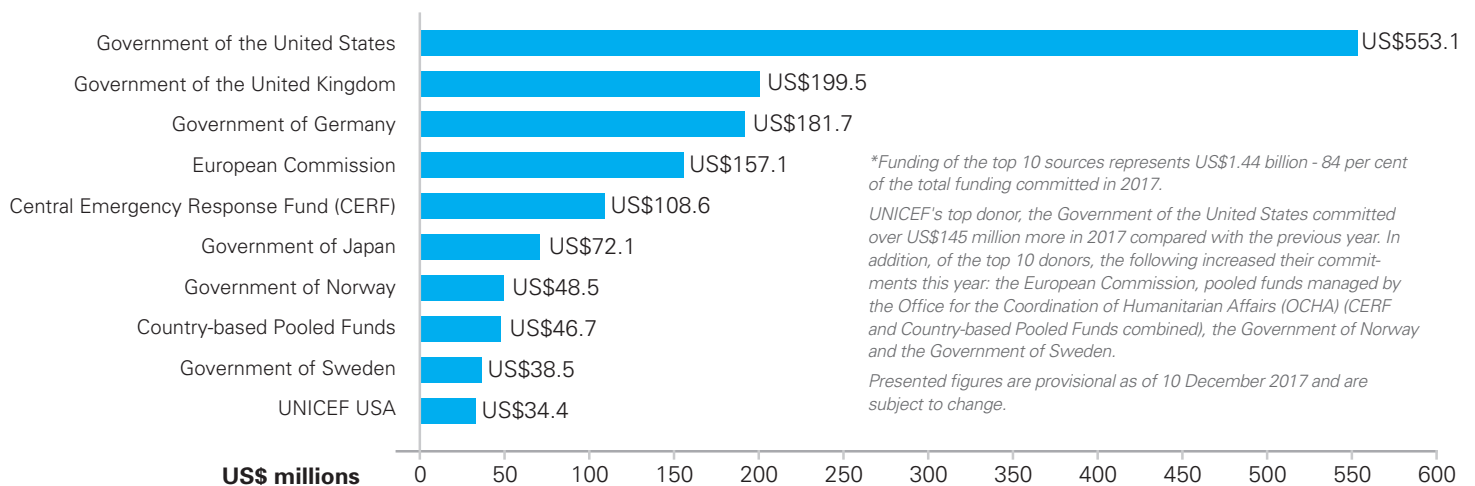


Figure 2. Top 10 donors – thematic humanitarian funds, 2017 (US\$ millions)

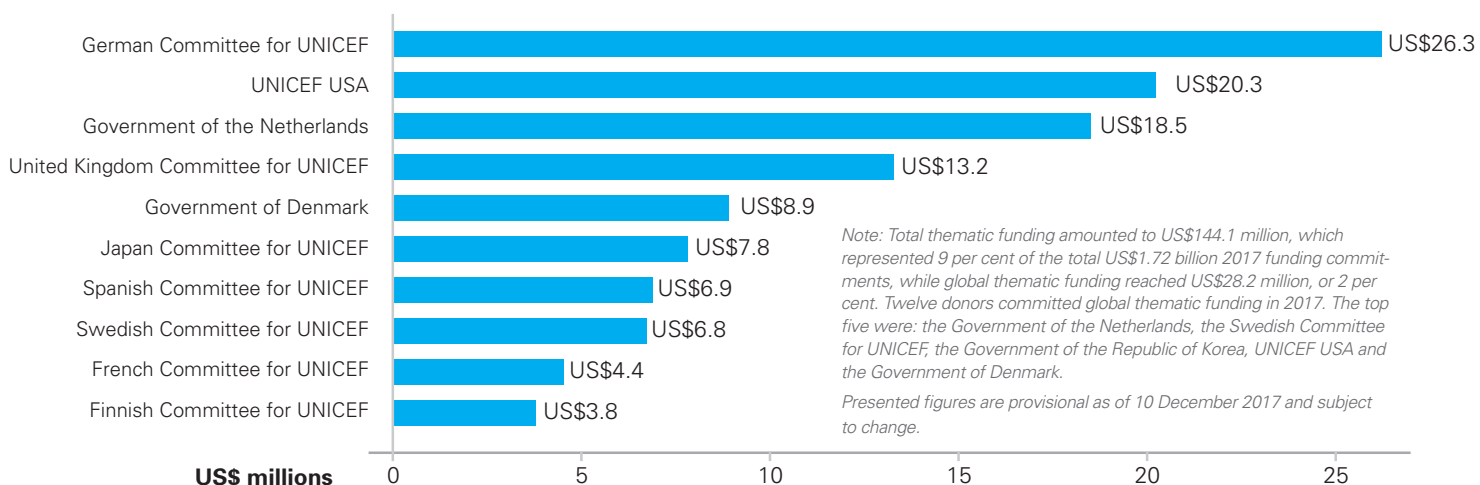


Figure 3: Humanitarian Action for Children: Funding commitments from donors and shortfalls in 2017 (US\$ millions)\*

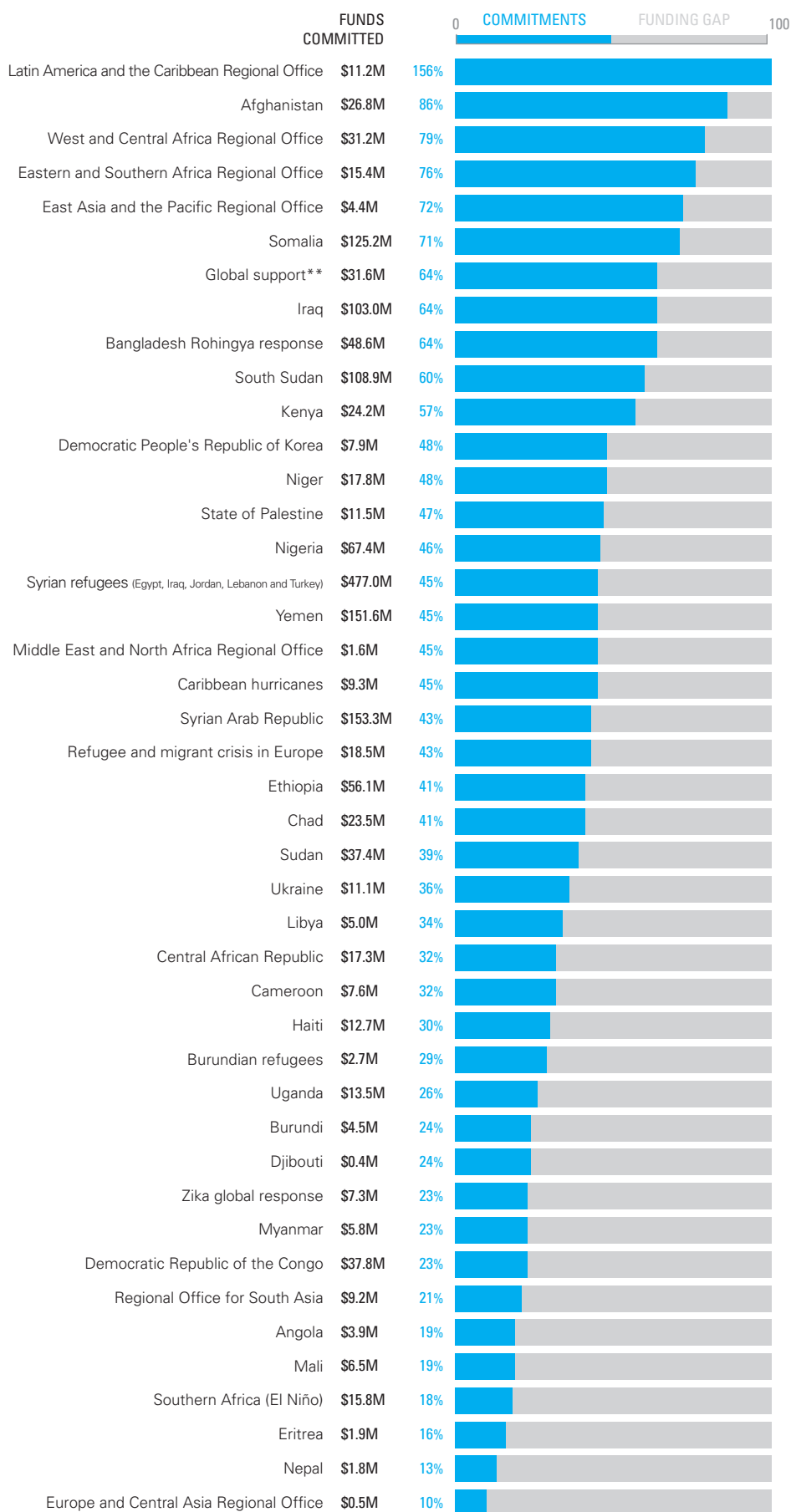
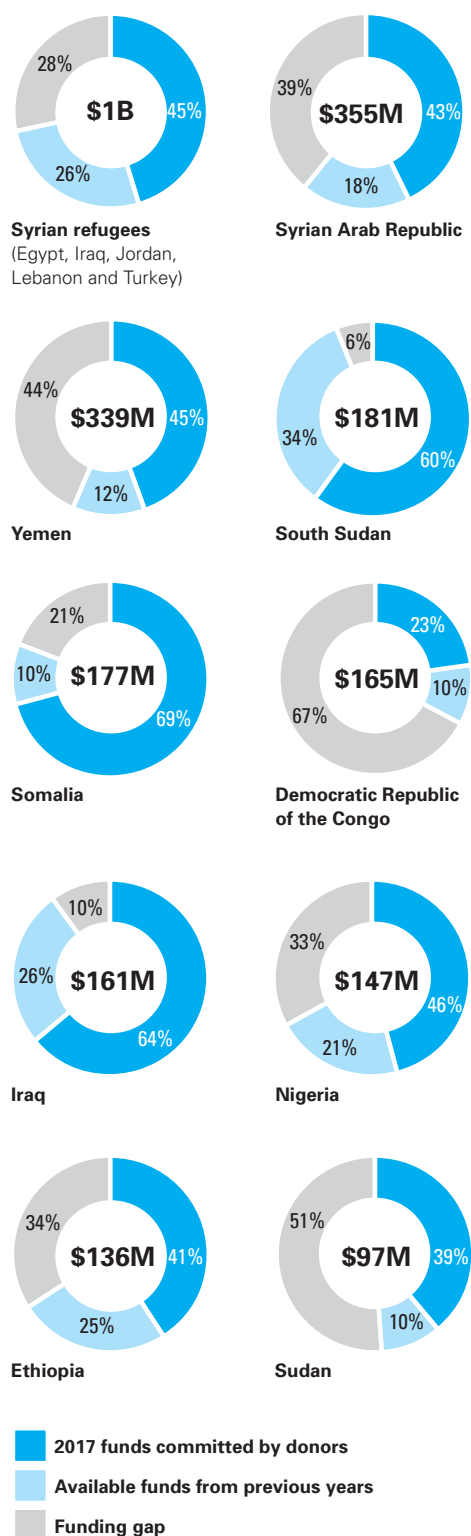


Figure 4: Funding overview for top 10 Humanitarian Action for Children appeals, by total requirements



\* Presented figures are provisional as of 10 December 2017 and are subject to change.

\*\* In 2017, US\$10.9 million was allocated from the Humanitarian Action for Children - global support to 13 country offices and all regional offices to support their time-critical humanitarian operations. These allocations are also included in the funding levels of the country- and region-specific Humanitarian Action for Children appeals.

# GLOBAL SUPPORT FOR UNICEF'S HUMANITARIAN ACTION

Humanitarian action is fundamental to realizing the rights of every child and therefore central to UNICEF's mandate. UNICEF is working to deliver a faster, more effective and principled humanitarian response, in line with its Core Commitments for Children in Humanitarian Action and the UNICEF Strategic Plan 2018–2021.

Country-level humanitarian action is supported by UNICEF's seven regional offices and 10 headquarters divisions. This involves facilitating inter-agency coordination and partnerships; contributing to strategic response plans; leading/co-leading global clusters for five sectors; facilitating policy guidance and strategic dialogue; mobilizing human and financial resources; and monitoring and reporting on humanitarian results. UNICEF's global support is coordinated by the Office of Emergency Programmes, including a security team and the 24-hour, 7-day Operations Centre. In 2018, the cost of this support is estimated at US\$54.8 million,<sup>4</sup> 1.5 per cent of UNICEF's overall appeal.

## Global support to the field in 2017

Seven major emergencies required organization-wide mobilization in 2017: the protracted conflicts in Iraq, north-east Nigeria, South Sudan, the Syrian Arab Republic and neighbouring countries and Yemen; and the emerging crises in Bangladesh and the Democratic Republic of the Congo.

Investments in UNICEF's global support translated into the following achievements in 2017:

- Supplies procured for countries with Level 2 and Level 3 emergencies totalled US\$909.3 million in 2017.<sup>5</sup>
- UNICEF's Emergency Response Team – comprising 14 staff with specialized skills in emergency coordination, programming and operations – undertook 58 missions to 17 countries, four regional offices and four headquarters locations, totalling 2,001 days in 2017. Of these missions, 14 (totalling 86 days) were for the provision and/or receipt of capacity building/training.
- Standby partners continue to represent a significant source of capacity. UNICEF deployed 166 personnel to country offices in 2017 through agreements with 30 standby partner organizations. Fifty-five per cent of these deployments supported Level 2 and Level 3 emergencies.<sup>6</sup>
- In 2017, UNICEF's global cluster rapid response teams supported 24 countries, including seven Level 3 emergencies, through 79 missions totalling more than 3,122 days.<sup>7</sup>

- The Emergency Programme Fund – a revolving fund disbursed to field offices within 48 hours of a sudden humanitarian crisis, before donor resources are available and to underfunded emergencies – distributed US\$73.7 million to 20 country offices and three regional offices in 2017.
- As part of the Health Emergencies Preparedness Initiative, UNICEF has developed cross-sectoral guidance and resources for 31 priority diseases, which were selected for their potential for becoming epidemics/pandemics and impacting children. These resources supported UNICEF's responses to the 2017 outbreaks of Ebola, Marburg and the plague in the Democratic Republic of the Congo, Uganda and Madagascar, respectively.
- UNICEF's Emergency Preparedness Platform – a system for enhancing the organization's early warning and preparedness – was rolled out to 40 country offices in 2017. The platform will aid country offices in analysing risks, undertaking self-assessments, and identifying high-return actions that will enhance preparedness at the country level.
- Under the auspices of the Communicating with Disaster Affected Communities Network, UNICEF and partners<sup>8</sup> established the Communication and Community Engagement Initiative. The Initiative aims to organize a collective service for a more systematic and coordinated approach to community engagement with affected people.

## Looking ahead

UNICEF will focus on improving access for principled humanitarian response to the most vulnerable children in complex environments. UNICEF's standard procedures for Level 1, Level 2 and Level 3 emergencies will be revised, with emphasis on enhancing operational partnerships with first-line responders for more effective response, community engagement and accountability to affected populations. The mainstreaming of risk analysis and emergency preparedness will continue throughout the organization, in line with inter-agency efforts and the launch of the new Emergency Preparedness Platform in 2018. In addition to strengthening humanitarian advocacy, a coordinated approach to emergency cash transfers will be further elaborated through tools, guidelines and strategic partnerships. Humanitarian learning packages will be rolled out to enhance staff capacity for principled humanitarian action in complex, high-threat environments, for preparedness and for emergency cash transfers.

<sup>4</sup> This does not include additional requirements laid out in the regional chapters of *Humanitarian Action for Children 2018*.

<sup>5</sup> This is an estimate based on preliminary figures as of November 2017.

<sup>6</sup> As of 31 December 2017, excludes deployments to headquarters locations.

<sup>7</sup> Includes missions undertaken by UNICEF's Global Cluster Coordination Unit.

<sup>8</sup> The Office for the Coordination of Humanitarian Affairs (OCHA) and the International Federation of the Red Cross and Red Crescent Societies (IFRC).



**Nigeria, 2017**

Workers carry boxes of relief supplies at the UNICEF storage facility in Maiduguri, Borno State, Nigeria, on 29 July 2017.

© UNICEF/UN0119084/SCKHIN



**Dominica, 2017**

On 28 September 2017, Djani Zadi, UNICEF Supply Chain Specialist, receives a first shipment of temporary school tents for children affected by Hurricane Maria at the port of Roseau, capital of Dominica.

© UNICEF/UN0127073/MORENO GONZALEZ



**South Sudan, 2017**

Abdallah Abdelrassoul, UNICEF WASH specialist, unloads WASH supplies from a resupply aircraft during a Rapid Response Mission to the village of Aburoc, South Sudan, on 11 May 2017.

© UNICEF/UN066011/HATCHER-MOORE



**Bangladesh, 2017**

Students look at an inflatable globe, which was among the School-in-a-Box supplies provided to a new transitional learning centre near Cox's Bazar, Bangladesh, in October 2017.

© UNICEF/UN0141027/LEMOYNE

# GLOBAL SUPPORT

for UNICEF's humanitarian action in 2018



## COUNTRY LEVEL

- Afghanistan
- Angola
- Bangladesh
- Burkina Faso
- Burundi
- Cameroon
- Central African Republic
- Chad
- Democratic People's Republic of Korea
- Democratic Republic of the Congo
- Djibouti
- Eritrea
- Ethiopia
- Haiti
- Iraq
- Kenya
- Libya

## REGIONAL SUPPORT

- Europe and Central Asia
- East Asia and the Pacific
- Eastern and Southern Africa
- Latin America and the Caribbean

## OPERATIONAL SUPPORT

### Human resources

- Headquarters Emergency Unit
- Coordinating three models of deployment (internal, external and standby)

## HUMANITARIAN PROGRAMME SUPPORT

### Programmatic support

- Nutrition, health, WASH, child protection, education, HIV and AIDS
- Communication for Development, early childhood development, disabilities
- Resilience
- National capacity development
- Disaster risk reduction/preparedness
- Peacebuilding

### Communication

Office of the Security Coordinator and Operations Centre (OPSCEN)



### Global cluster coordination

- Field support
- Information management



### Partnerships

- Inter-agency
- Transformative Agenda
- Non-governmental organizations, civil society, academia
- Integrated presences



Total cost of global support in 2018:  
**US\$54.8 million**

Total cost covered by core resources:  
**US\$25.4 million**

**US\$3.6  
BILLION**

- Madagascar
- Mali
- Mauritania
- Myanmar
- Niger
- Nigeria
- Refugee and migrant crisis in Europe
- Republic of Congo
- Somalia
- South Sudan
- State of Palestine
- Sudan
- Syrian refugees and other affected populations in Egypt, Iraq, Jordan, Lebanon and Turkey
- Syrian Arab Republic
- Uganda
- Ukraine
- Yemen

**US\$4.9  
MILLION**

- Middle East and North Africa
- South Asia
- West and Central Africa

**Information and communications technology**

**Resource mobilization**

**Finance and administration**

**US\$12.8  
MILLION**

**Supply and logistics**

- Copenhagen and regional hubs
- Procurement
- Warehousing
- Logistical support

**Mobilize global support**

- Systems and procedures
- Technical support

**US\$37  
MILLION**

**Policy and guidance**

- Core Commitments for Children
- Equity (including gender)
- Protection of civilians (including children and armed conflict)
- Knowledge management
- Innovation
- High-threat environments
- Humanitarian advocacy
- Cash-based transfers

**Results-based management**

- Needs assessment
- Performance monitoring
- Evaluation

Total cost covered by other resources:  
**US\$18.7 million**

Funding gap:  
**US\$10.7 million**

Further information on UNICEF's humanitarian action can be obtained from:

**Manuel Fontaine**

Director  
Office of Emergency Programmes  
UNICEF New York  
Tel: +1 212 326 7163  
Email: mfontaine@unicef.org

**Sikander Khan**

Director  
Geneva Office of Emergency Programmes  
UNICEF Geneva  
Tel: +41 22 909 5601  
Email: sikhan@unicef.org

**Carla Haddad Mardini**

Director  
Public Partnerships Division (PPD)  
UNICEF New York  
Tel: +1 212 326 7160  
Email: humanitarian.ppd@unicef.org

**Cover photo: Bangladesh, 2017**


On 18 November 2017 in Bangladesh, a young Rohingya boy drinks clean water from a water tap in the Balukhalii Refugee Camp, Cox's Bazar.

United Nations Children's Fund  
Office of Emergency Programmes  
3 United Nations Plaza  
New York, NY 10017, USA

[www.unicef.org/appeals](http://www.unicef.org/appeals)

ISBN: 978-92-806-4944-4

© United Nations Children's Fund (UNICEF)  
January 2018



**Democratic Republic of the Congo, 2017**  
Children carry water collected from a source built by UNICEF in Tshibambula, a village in the Kasai Region of the Democratic Republic of the Congo.